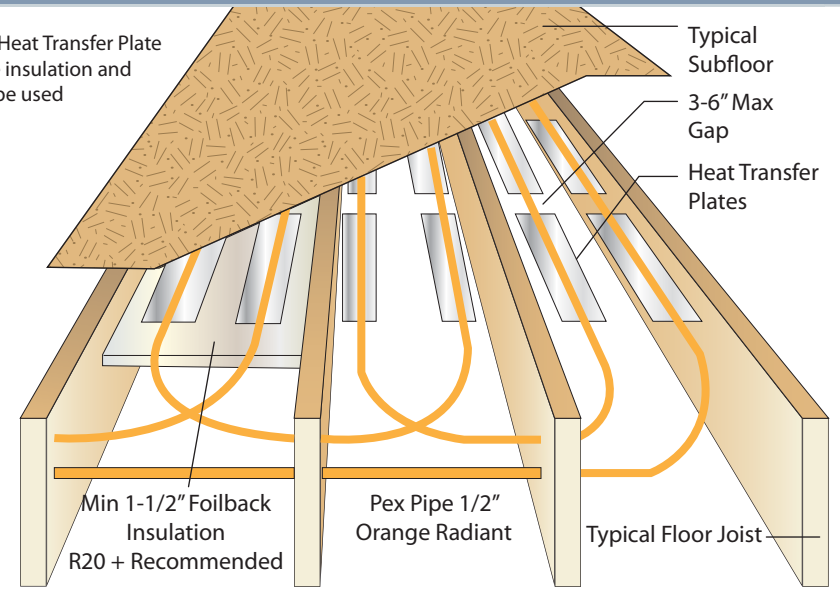


Radiant Flooring

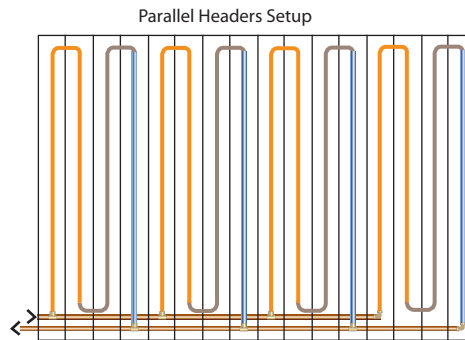

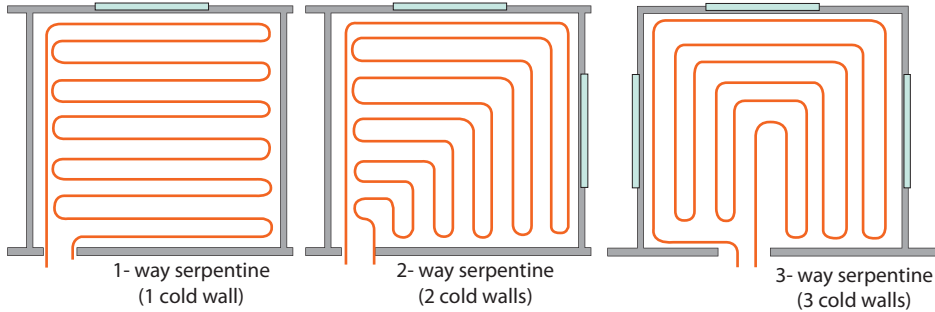
Radiant Floor 2/2

For More Radiant Floor Info Check Radiant Flooring Diagram 1

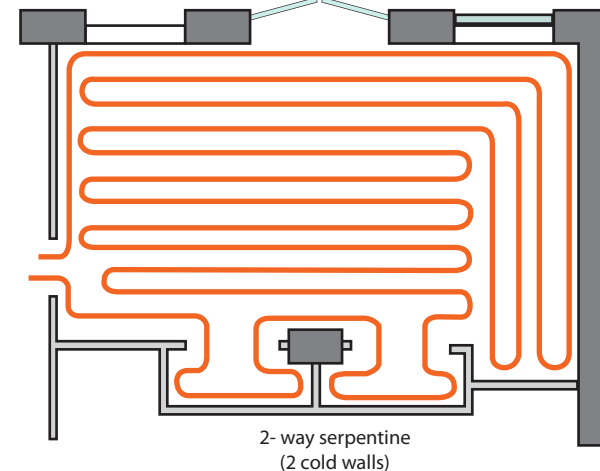
Instead of Heat Transfer Plate foil bubble insulation and Roxal can be used



Installer may choose to not drill & pull pipe through joist and do turns under joists



A Preferred tubing layout maximizes straight runs and minimizes return bends and corners, b) Poor layout creates many more return bends



Acceptable Floor Coverings for Radiant Heating

Most floor coverings can be installed over radiant heating. Solid hardwood can be installed over radiant heating, though certain conditions must be met.*

YES

- Natural Stone
- Porcelain Tile
- Ceramic Tile
- Laminate Flooring
- Carpeting
- Vinyl Flooring
- Linoleum
- Most Solid Hardwood
- Engineered Wood Floor

NO

- Rubber Flooring
- Directly Under:
 - Solid or Engineered Hardwood
- Very Dense Solid Hardwood
- Glued - Down Engineered Flooring

*What is the Deal with Solid Hardwood?

Quartersawn vs. plainsawn recommended. Heating element can not be directly under hardwood. Dense hardwood over 1375 Janka is advised against by some installers.